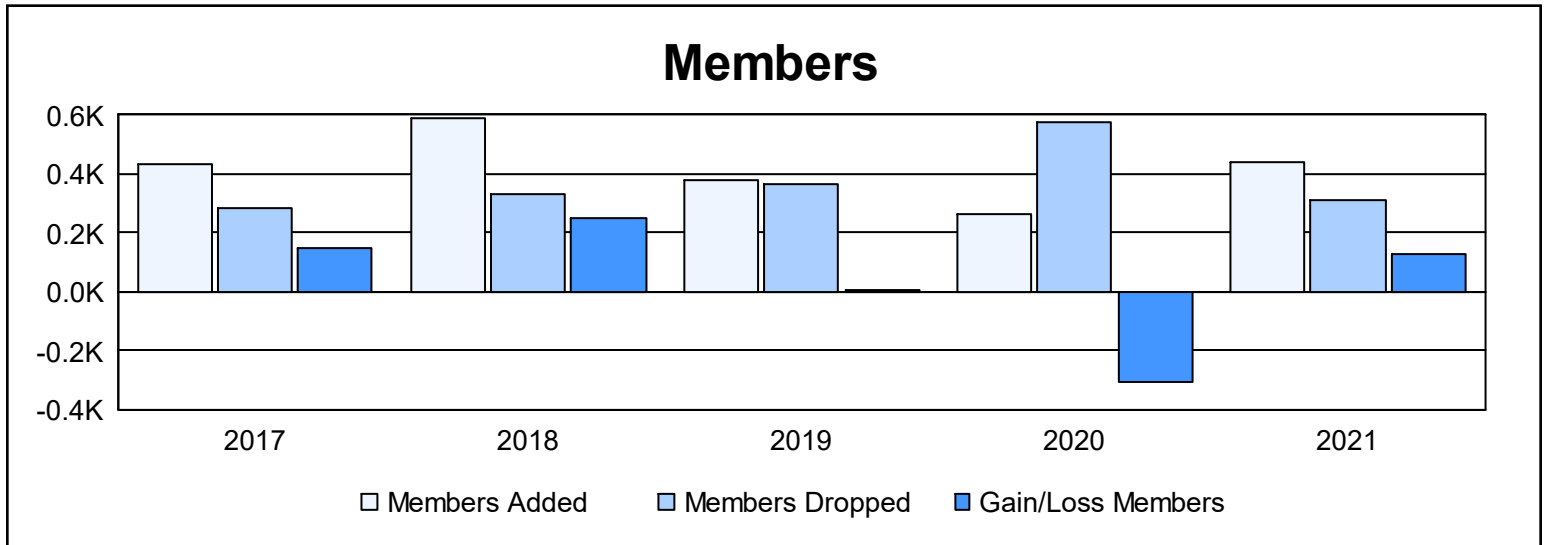
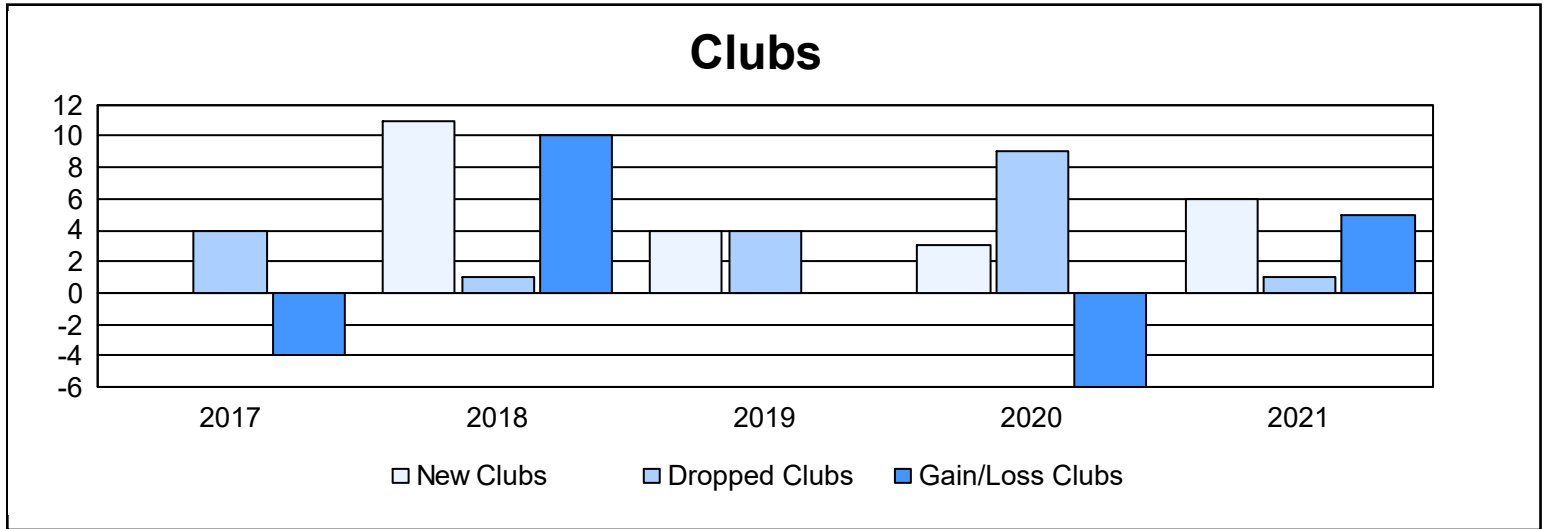
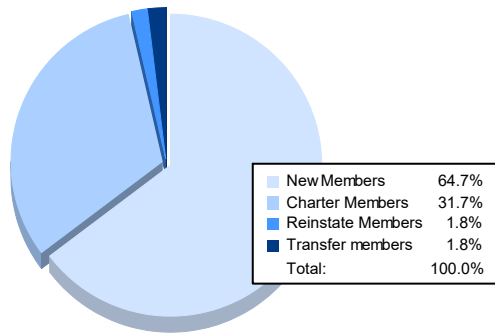


| Year | New Clubs | Dropped Clubs | Gain/ Loss Clubs | New Members | Charter Members | Reinstate Members | Transfer Members | Total Member Added | Total Members Dropped | Gain/ Loss Members |
|----------------|-----------|---------------|------------------|-------------|-----------------|-------------------|------------------|--------------------|-----------------------|--------------------|
| 2016-2017 | 0 | 4 | -4 | 404 | 0 | 11 | 20 | 435 | 287 | 148 |
| 2017-2018 | 11 | 1 | 10 | 291 | 265 | 29 | 2 | 587 | 335 | 252 |
| 2018-2019 | 4 | 4 | 0 | 250 | 108 | 17 | 1 | 376 | 368 | 8 |
| 2019-2020 | 3 | 9 | -6 | 142 | 88 | 32 | 5 | 267 | 576 | -309 |
| 2020-2021 | 6 | 1 | 5 | 284 | 139 | 8 | 8 | 439 | 311 | 128 |
| Average | 5 | 4 | 1 | 274 | 120 | 19 | 7 | 421 | 375 | 45 |



Membership Composition June 2021 Cumulative



Gender Composition June 2021 Cumulative

